


Intuitive Mode



Intuitive Mode - a NEW and IMPROVED alternative to the Ticket Genie.

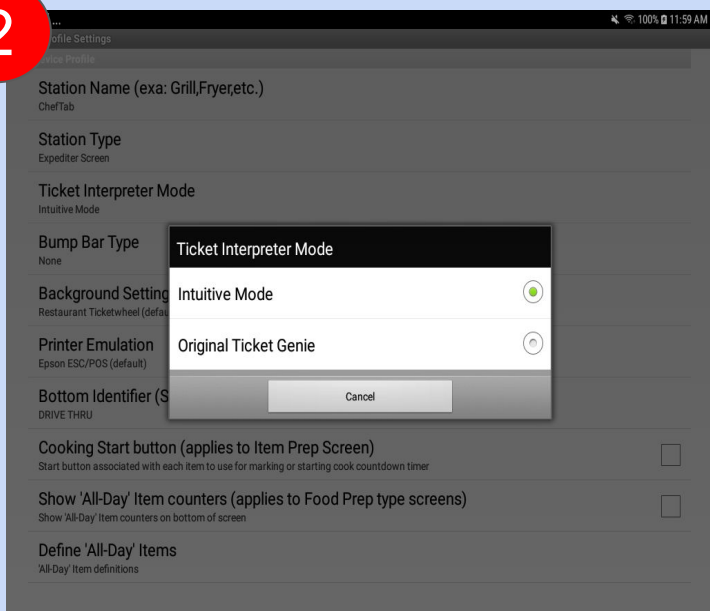
Use ZOOM for better picture quality

1



Intuitive Mode is a Ticket Genie alternative that will AUTOMATICALLY interpret your tickets without having to do anything ! Using Intuitive mode the ChefTab can correctly decipher tickets from almost any POS and all you have to do is turn it on. Intuitive Mode can even decipher tickets of varying formats and from various POS simultaneously..

2



3



As of version 10.0.7 Intuitive Mode is the default setting but you can always go to Device Profile Settings and turn Intuitive Mode on to give it a try.

Don't worry the Ticket Genie did not go away so you can always go back to using it. We just provided a better and easier method for processing tickets.

Visit www.selectelectronics.com for additional tutorials.

Intuitive Mode

Continued....

Use ZOOM for better picture quality

4

How do you know if Intuitive Mode is right for you and is working properly ?

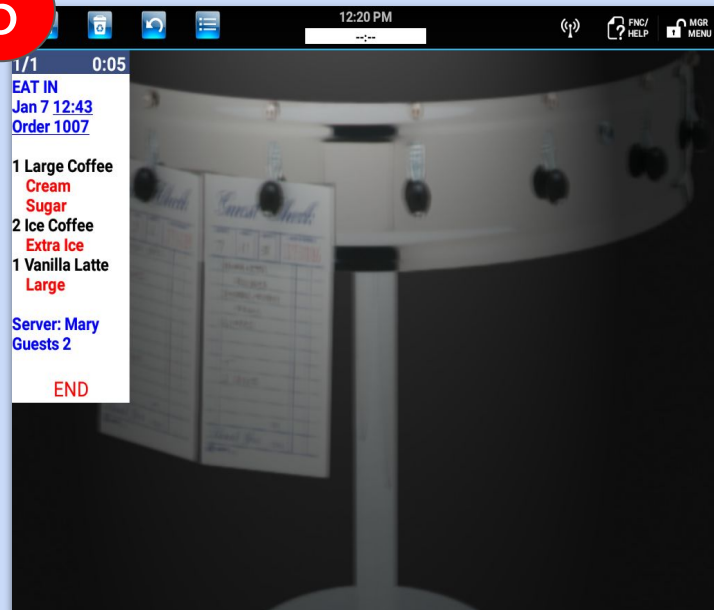
IT'S VERY SIMPLE !!!

Send a ticket or two to the ChefTab.
Verify the following.....



1. All Items sent from the POS are being sent with a quantity. EVEN item with a quantity of 1.
2. All Header and Footer lines are displayed in **BLUE**
3. All Items are displayed in **BLACK**
4. All Modifiers are displayed in **RED**
5. The Order Number and Time (if present) are UNDERLINED

5



THAT'S IT. YOU ARE GOOD TO GO !!!

Visit www.selectelectronics.com for additional tutorials.

ADDITIONAL NOTES

Line Type Identifiers

Line types can be designated by adding the following characters to the beginning of the line text.....

- "~" Indicates a Course Line
- "## " Indicates a Memo or Message Line
- "@" Indicates a Seat line.
Also a line containing "SEAT" or "PERSON"

Separator lines

Any line beginning with the following text will be considered a Separator line. "-----", "=====", "*****", "_____",
">>>>>>>>>>"

Additional Line Type Identifiers may be added as needed.